

GRADED GRAMMAR EXERCISES

1

Andy Cribb
Lynn Sauvé

**CLEAR
STEP-BY-STEP
EXERCISES
TO BUILD UP
LANGUAGE
STRUCTURES**

NTV

Công ty TNHH
Nhân Trí Việt



NHÀ XUẤT BẢN TỔNG HỢP
THÀNH PHỐ HỒ CHÍ MINH

PREFACE

GRADED GRAMMAR EXERCISES FOR GRADE ONE provides students with enough practice to consolidate the language structures learned. Each graded exercise begins with examples to refresh the students' memory. The exercises that follow are divided into three stages. Exercise 1 consists of mostly filling in or underlining single words. Harder sentences are given in Exercise 2. Exercise 3 is in the form of a story, and care has been taken to ensure the language used has already been learned.

All the exercises have been designed based on the self-help method so that students will make as few mistakes as possible. In this way, they can learn correctly even when working on their own.

Please note:

The authors and editors acknowledge that even in this updated version, the section for demonstrative pronouns may have some exercises for which the answer could be either 'this' or 'that', or 'these' or 'those'. This happens in real life when something is close to you, but you're not close enough to touch it. You may choose to use either 'this' or 'that', 'these' or 'those' in this situation.

Please explain this to the children. We have indicated (in the Answer Key) which answers are flexible by adding an asterisk.

CONTENTS

1	Singular Pronouns	5
2	Plural Pronouns	8
3	Singular Demonstrative Pronouns	12
4	Plural Demonstrative Pronouns	16
5	Singular Countable Nouns with 'a' or 'an'	20
6	Plural Countable Nouns	24
7	Uncountable Nouns	29
8	Descriptive Adjectives	34
9	Singular Possessive Adjectives	39
10	Plural Possessive Adjectives	43
11	Verbs: 'To Be'	48
12	Verbs: 'Has' and 'Have'	51
13	Verbs: 'Do' and 'Does'	54
14	Simple Present Tense	57
15	Present Continuous Tense	60
16	Prepositions	64
17	Conjunctions	70
18	Question Words: 'Who' and 'What'	75
19	Negative and Affirmative Statements	81
	Answer Key	85




Singular Pronouns

I You He She



I am Nick.



You are Daisy.



She is Ms Levy.



He is Mr Brown.

Exercise 1

Fill in each blank with *I, You, She or He*.

1



_____ am Ms Levy.

2



_____ am Mr Lane.

3



_____ is Mary.

4



_____ is John.

5



_____ are Henry.

6



_____ are Peter.

7



_____ is a teacher.

8



_____ is a student.

9



_____ is a police officer.

10



_____ is a doctor.

Exercise 2

Look at each picture carefully and then answer the question next to it. Begin your answer with *He* or *She*. The first one has been done for you.

1



Mr Levy

Who is this man?
He is Mr Levy.

2



Ms Brown




Who is this woman?

3



Alex

Who is this boy?

4	
Daisy	
5	
Ms Lewis	
6	
Mr Hanks	





Who is this girl?

Who is this teacher?

Who is this principal?

Exercise 3

In the story below fill in the blanks with *I*, *She* or *He*.

<p>1 _____ am Mark. _____ am six years old.</p> 	<p>2 My father is a police officer. _____ is very tall.</p> 
<p>3 My mother is a housewife. _____ is thin.</p> 	<p>4 _____ have a sister. _____ is very pretty.</p> 



Plural Pronouns


We You They




We are boys.



You are girls.




They are teachers.



Exercise 1


Fill in each blank with *We*, *You* or *They*.

1




_____ are students.

2




_____ are classmates.

3




_____ are friends.

4




_____ are boys.

5




_____ are girls.

6



_____ are Japanese.

7




_____ are Malays.

8



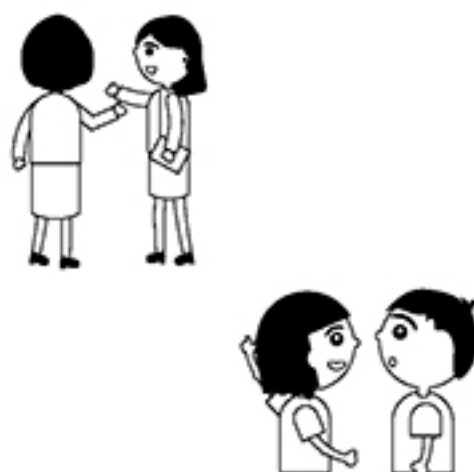
_____ are children.

9



_____ are brothers.

10



_____ are teachers.






Exercise 2

Fill in each blank with *We, You or They*.

- 1 I am a student. Ali is a student too.
_____ are students.
- 2 Ms Levy is a teacher. Mr Logan is a teacher too.
_____ are teachers.
- 3 You are a soldier. He is a soldier too.
_____ are soldiers.
- 4 Mary is a girl. Anne is a girl too.
_____ are girls.
- 5 You are a boy. I am a boy too.
_____ are boys.
- 6 She is a clerk. He is a clerk too.
_____ are clerks.
- 7 She is not a teacher. I am not a teacher either.
_____ are not teachers.
- 8 He is not a principal. I am not a principal either.
_____ are not principals.
- 9 Ms Levy is not a nurse. Mr Logan is not a nurse either.
_____ are not nurses.
- 10 Daisy is my sister. Rose is my sister too.
_____ are my sisters.

Exercise 3

Willy and his father are watching the National Day Parade. Find out what they are saying by filling in each blank with *We*, *You* or *They*.

<p>1</p> <p>Let's wait here, Willy. _____ can see the parade from here.</p> 	<p>2</p> <p>_____ must not stand here. Go over there.</p> 
<p>3</p> <p>Here are the soldiers, father. _____ are carrying guns.</p> 	<p>4</p> <p>_____ look very smart.</p> 
<p>5</p>  <p>Look at the snakes, father. _____ are very long.</p>	<p>6</p> <p>_____ are not snakes, Willy. _____ are dragons.</p> 