DELTA YOUNG LEARNERS ENGLISH

Super Starters

2nd edition

Activity Book

Wendy Superfine and Judy West

New edition for the revised 2018 exam

NTV
Công ty TNHH
Nhân Trí Việt

NHÀ XUẤT BẢN TỔNG HỢP
THÀNH PHỐ HỒ CHÍ MINH

Contents

1 Hello, Emily and Matt! 4

2 Clothes 12

3 Face and body 20

4 The family 28

5 Transport 36

6 Animals 44

7 The classroom 52

8 Sport and hobbies 60

9 Food and drink 68

10 In the house 76

UNIT 1

Hello, Emily and Matt!

LESSON 1

1 Look and read. Put a tick ✔ or a cross ✘ in the box.

1 four ☑

2 five ☐

3 five ☐

4 three ☐

5 one ☐

2 Look at the pictures. Look at the letters. Write the words.

1 two

o t w

2  _____

s v n e e

3 _____

e e t r h

4 _____

g h t i e

5 _____

e i f v

6 _____

r o f u

3 Listen and write the word. CD3 2

1 nine

2 .....

3 .....

4 .....

5 .....

1 Read and colour.

1 Two is red.
2 Eight is green.
3 Four is red.
4 Six is yellow.
5 Five is blue.

1	2	3
4	5	6
7	8	9

2 Listen and tick ✔ or cross ✘. CD3 3

1 It's a black egg. ✔



2 It's a blue egg. ☐

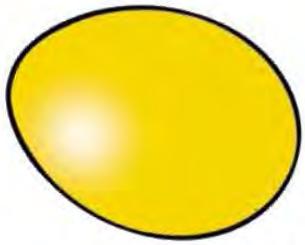

3 It's a yellow egg. ☐



4 It's a blue egg. ☐



5 It's a red egg. ☐

6 It's a green egg. ☐

3 Look and write.

green red ~~yellow~~ white blue



1 yellow 2 ..... 3 ..... 4 ..... 5 .....

1 Listen and write. CD3 4

2 Read and match.



one six nine three eight seven two four ten five

3 Look at the picture and write one-word answers.

1 Number 11 is green .
2 Number 15 is ..... .
3 Number 19 is ..... .
4 Number 13 is ..... .
5 Number 17 is ..... .

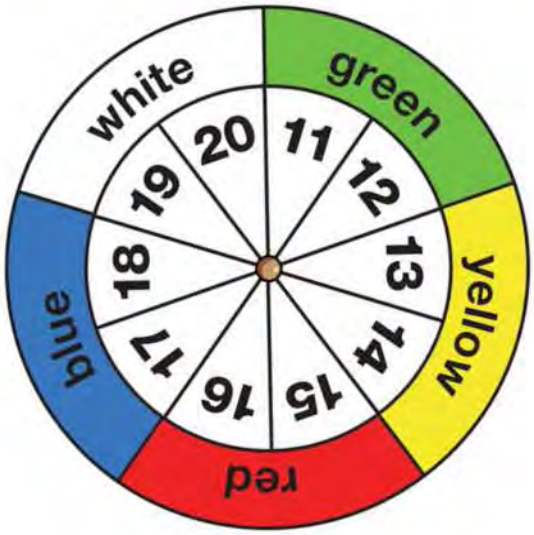

1 Listen and colour. CD3 5



2 Read and tick ✔ or cross ✘.

1 Number 6. It's green. ✘
2 Number 15. It's yellow. ☐
3 Number 9. It's purple. ☐
4 Number 18. It's white. ☐
5 Number 11. It's red. ☐
6 Number 2. It's orange. ☐

3 Look at the picture and read the questions. Write the answers.

1 Are numbers 1 and 2 grey? Yes, they are.
2 Are numbers 7 and 8 green? .....
3 Are numbers 9 and 10 yellow? .....
4 Are numbers 13 and 14 orange? .....
5 Are numbers 19 and 20 blue? .....
6 Are numbers 3 and 4 black? .....

1 Look at the pictures. Look at the letters. Write the words.

1 box

b x o

2 _____

i r c a h

3 _____

r d a o b

4 _____

c e p m t o u r

5 _____

w o e s l f r

6 _____

s k d e

2 Join the dots 1–20.

What is it? .....

3 Find the words.

~~desk~~ door

chair board

box window

o	d	s	i	o	n	v	g	w
i	e	f	w	u	i	m	d	i
s	s	d	u	y	r	w	m	n
c	k	q	n	b	o	a	r	d
p	t	e	b	m	c	u	i	o
d	l	a	q	b	x	u	p	w
o	p	s	b	o	x	z	y	m
o	v	g	b	a	x	l	o	i
r	m	v	t	c	h	a	i	r

1 Look at the pictures and write the words.

1 book 2 ..... 3 ..... 4 ..... 5 .....

2 Listen and draw lines. CD3 6

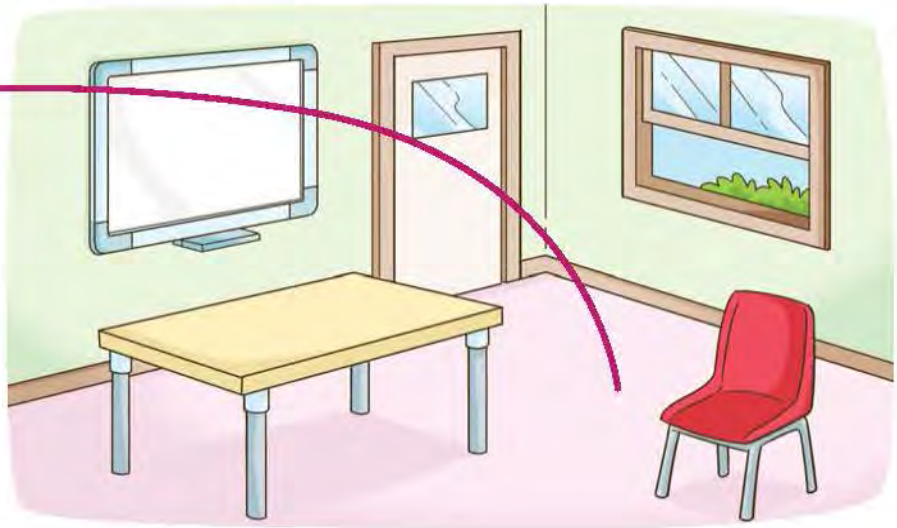

3 Look and read. Put a tick ✔ or a cross ✘ in the box.

1 This is a book. ✔

2 This is a table. ☐

3 That's a book. ☐

4 That's a doll. ☐

5 This is an eraser. ☐

1 Read this. Choose a word from the box. Write the correct word next to numbers 1–4.

In the classroom

These two ...kids... are in the classroom. They are looking at a **1** ..... . On the table there is an **2** ..... and two **3** ..... . Many children use a tablet at **4** ..... . Tablets can help children to learn English.

2 Listen and colour. CD3 7



1 Look and point. Tell your friend.

You need: Unit 1 picture cards.



A

Point to the door.
Point to the board.
Point to the desk.
Point to the chair.
Point to the window.

B

Put box 1 on the red chair.
Put box 2 next to the blue door.
Put box 3 on the green desk.
Put box 4 under the orange board.
Put box 5 on the purple window.

2 Read, circle and spell.

1 chair / child

2 apple / ball

3 lemon / grapes

4 lemon / orange

5 banana / apple

UNIT 2

Clothes

LESSON 1

1 Look and read. Put a tick ✔ or a cross ✘ in the box.

1 hat ☑

2 doll ☐

3 skirt ☐

4 shirt ☐

5 dog ☐

6 boots ☐

2 Look at the pictures. Look at the letters. Write the words.

1 dog — o d g

2 _____ — s t r i h

3 _____ — l d o l

4 _____ — a t h

5 _____ — i y m l E

6 _____ — t M t a

3 Listen and write the word. CD3 8

1 cat 2 ..... 3 ..... 4 .....

1 Listen and draw lines. CD3 9

Jill Eva Alex Pat

Lucy Nick Laura

2 Listen and tick ✔ or cross ✘. CD3 10

1 There are three baseball caps. ✘
2 There's one dress. ☐
3 There are four shoes. ☐
4 There are two T-shirts. ☐
5 There's one skirt. ☐
6 There are three shorts. ☐

3 Look and write.

dress
shorts
skirt
~~shoes~~

1 shoes 2 ..... 3 ..... 4 .....

1 Listen and write a name. CD3 11



1 ..... 2 ..... 3 ..... 4 Alex

2 Read and match.

hat | skirt | T-shirt | dress | trousers | shorts | boots

3 Look at the pictures and write one-word answers.

1 The dress is number one .
2 The boots are number ..... .
3 The shorts are number ..... .
4 The ..... is number seven.
5 The ..... is number four.

1 Listen and colour. CD3 12



2 Read and look. Write *yes* or *no*.

1 The girl's wearing a dress. yes
2 She's wearing a red hat. .....
3 She's wearing black shoes. .....
4 The boy's wearing a hat. .....
5 He's wearing black shorts. .....
6 He's wearing black shoes. .....

3 Look at the picture and read the questions. Write the answers.

1 Is the girl wearing a T-shirt? No, she isn't.
2 Is she wearing a hat? .....
3 Is she wearing purple shoes? .....
4 Is the boy wearing trousers? .....
5 Is he wearing a green T-shirt? .....
6 Is he wearing blue shoes? .....

UNIT 2 LESSON 5

1 Look at the pictures. Look at the letters. Write the words.

1 glasses

s l s g s e a

4 _____

g a b n d a h

2 _____

s j n a e

5 _____

o s c s k

3 _____

k t a j e c

6 _____

t b o s o

2 Listen and draw lines. Colour the picture. CD3 13

What is it? .....

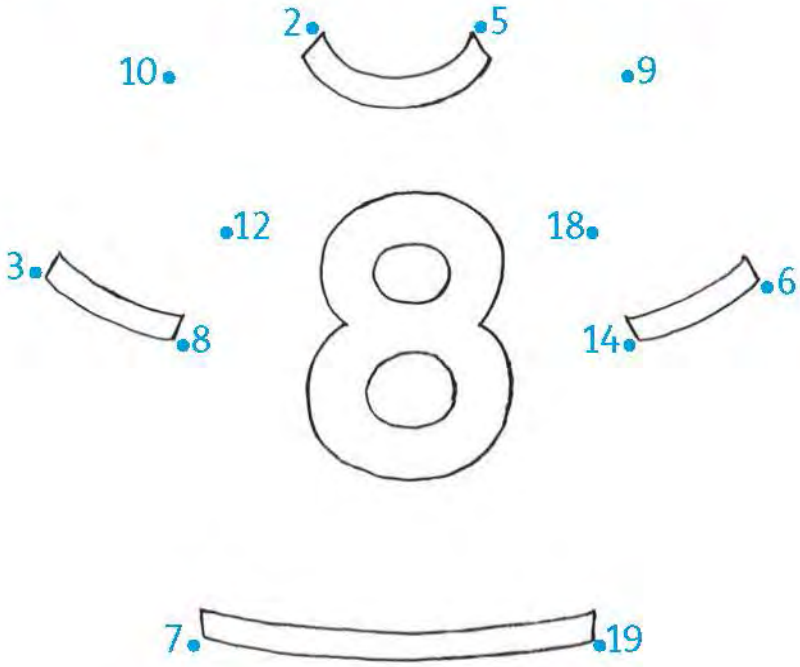

3 Find the words.

~~shoes~~ socks

glasses jeans shorts

jacket handbag

z	j	s	h	o	r	t	s
h	a	n	d	b	a	g	f
p	c	a	n	l	d	l	s
q	k	v	z	o	y	a	h
j	e	a	n	s	g	s	o
t	t	n	j	r	d	s	e
o	u	b	e	m	l	e	s
f	r	s	o	c	k	s	h